




improve your communication skills, the ability to write effectively is essential.

In this comprehensive guide, we will take you on a step-by-step journey through the writing process, from brainstorming and outlining to drafting, revising, and editing.



## Silver Jewelry Making: An Easy & Complete Step by Step Guide by Janet Evans

★★★★☆ 4 out of 5

Language : English  
File size : 340 KB  
Text-to-Speech : Enabled  
Screen Reader : Supported  
Enhanced typesetting : Enabled  
Word Wise : Enabled  
Print length : 50 pages



We will cover all the essential elements of writing, including grammar, punctuation, style, and storytelling techniques. By the end of this guide, you will have the tools and confidence you need to master the art of writing.

### Chapter 1: The Foundations of Writing

In this chapter, we will lay the foundation for your writing skills. We will cover the basics of grammar and punctuation, as well as the different elements of style that make writing effective.

#### Grammar and Punctuation

Grammar and punctuation are the building blocks of writing. They help us to communicate our ideas clearly and concisely. In this section, we will review the essential rules of grammar and punctuation, including:

- Parts of speech
- Sentence structure
- Subject-verb agreement
- Commas, periods, and other punctuation marks

## **Style**

Style is the way in which you express yourself in writing. It includes your choice of words, sentence structure, and tone. In this section, we will explore the different elements of style, including:

- Clarity
- Conciseness
- Precision
- Flow

## **Chapter 2: The Writing Process**

In this chapter, we will take you through the writing process, from brainstorming and outlining to drafting, revising, and editing.

### **Brainstorming and Outlining**

Brainstorming and outlining are the first steps in the writing process. They help you to generate ideas and organize your thoughts.

In this section, we will provide you with tips and techniques for brainstorming and outlining, including:

- Freewriting
- Clustering
- Mind mapping
- Creating an outline

## **Drafting**

Once you have a solid outline, it is time to start drafting your writing. This is the stage where you begin to put your ideas into words.

In this section, we will provide you with tips and techniques for drafting, including:


- Overcoming writer's block
- Developing your writing voice
- Using strong verbs and adjectives
- Writing in the active voice

## **Revising and Editing**

Once you have a draft, it is time to revise and edit your writing. This is the stage where you polish your writing and make sure that it is clear, concise, and error-free.

In this section, we will provide you with tips and techniques for revising and editing, including:


- Self-editing
- Peer review



## Silver Jewelry Making: An Easy & Complete Step by Step Guide by Janet Evans

★★★★☆ 4 out of 5

Language : English  
 File size : 340 KB  
 Text-to-Speech : Enabled  
 Screen Reader : Supported  
 Enhanced typesetting : Enabled  
 Word Wise : Enabled  
 Print length : 50 pages



## Unlock Your Muscular Potential: Discover the Revolutionary Realistic Deceptively Simple High Volume Bodybuilding Workout Program

Are you tired of bodybuilding programs that are overly complex, time-consuming, and ineffective? Introducing the Realistic Deceptively Simple High Volume Bodybuilding...



## Dominate the Pool: Conquer Performance with the DS Performance Strength Conditioning Training Program for Swimming

As a swimmer, you know that achieving peak performance requires a comprehensive approach that encompasses both in-water training and targeted...